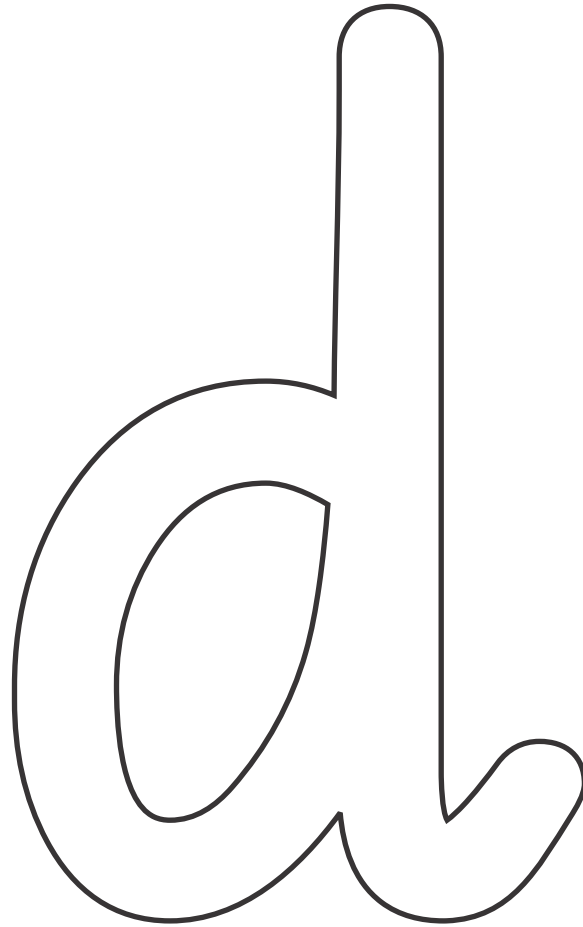




Student Name: \_\_\_\_\_ Date: \_\_\_\_\_

Make dots on letter 'd' with the cotton bud.




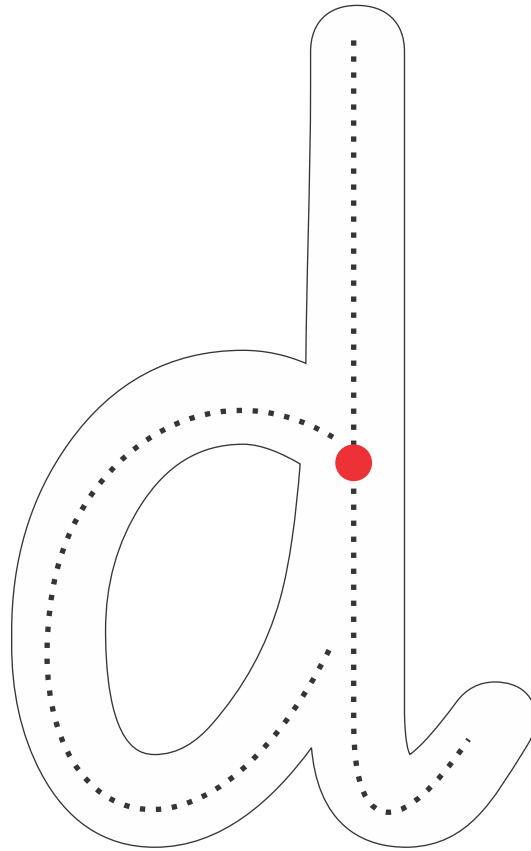

Trace the letter 'd'.





Student Name: \_\_\_\_\_ Date: \_\_\_\_\_

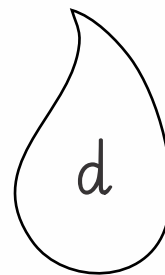
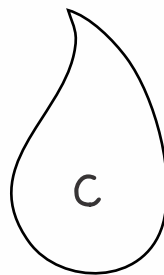
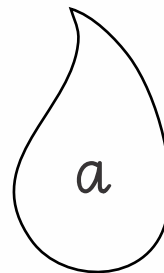
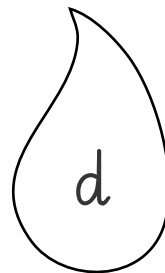
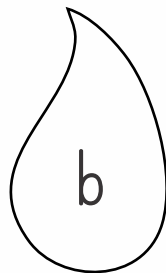
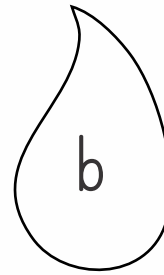
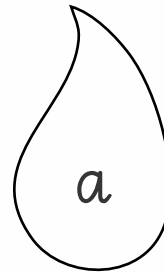
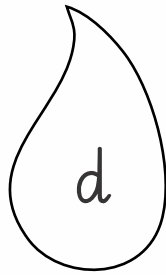
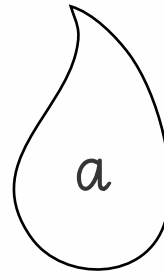
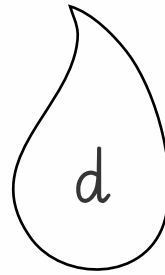
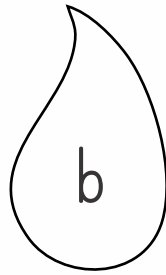
Trace the letter 'd' and circle the pictures that start with 'd'.






Student Name: \_\_\_\_\_ Date: \_\_\_\_\_

Colour the drops of water of letter 'd'



Trace the letter 'd'.






Student Name: \_\_\_\_\_ Date: \_\_\_\_\_

Cut the yellow crepe paper and paste it on duck.

'd' is for duck.

d



Trace the letter 'd'.





scan QR code  
for catalogue

Student Name: \_\_\_\_\_ Date: \_\_\_\_\_

Colour the dolphin and trace the letter 'd'.

